

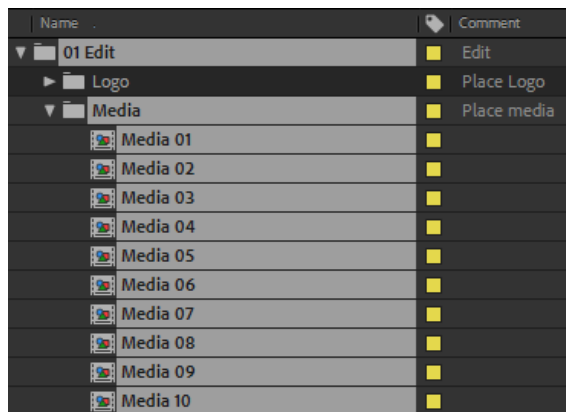
Hello, dear colleagues!

Thanks for buying this template.

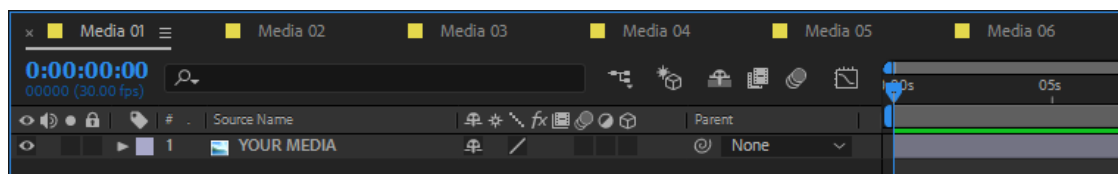
It's really easy to customize:

1. Open project in After Effects and place media files.


1.1 Open Folder “01 Edit”, folder “Media” and all compositions inside.



1.2 Put your media files (photo or video) in these compositions.

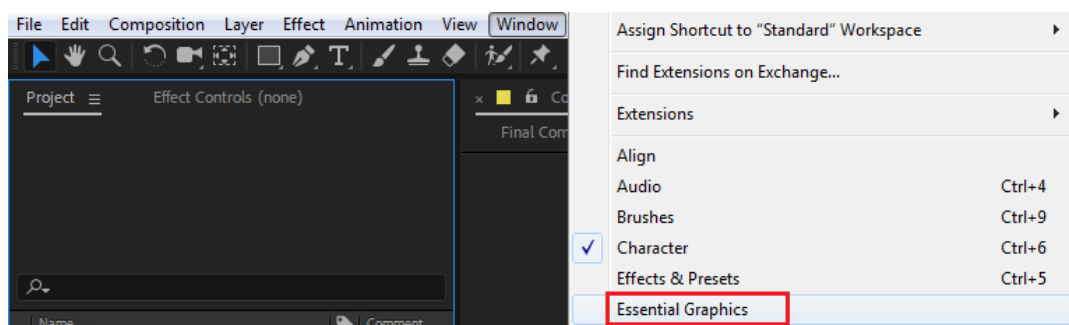


1.3 Same way, open the composition “Logo” (folder “Logo”) and drop your logo there.

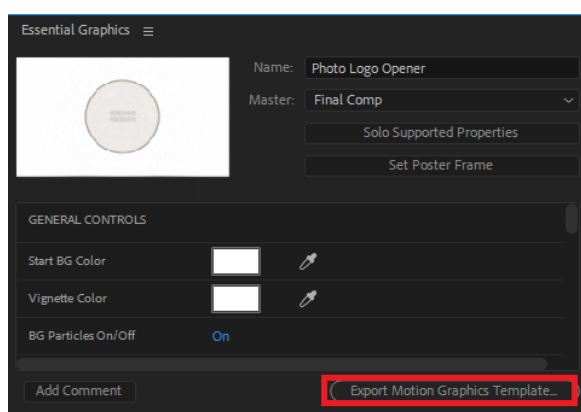


2. Export AE project.

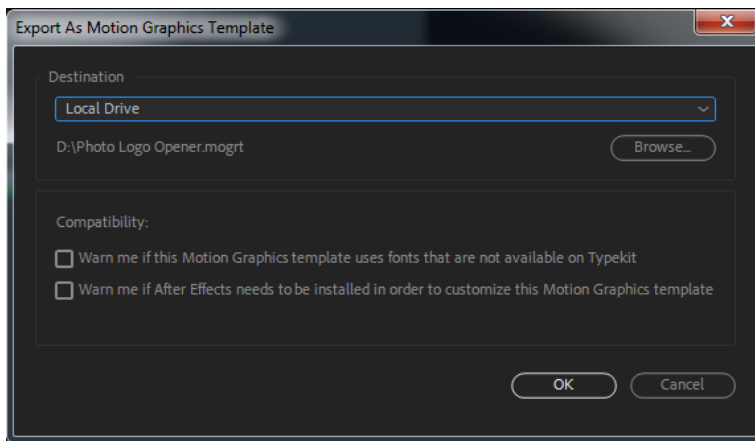
2.1 Open “Essential Graphics” panel from “Window” tab.



2.2 Export Motion Graphics Template by clicking on the button.

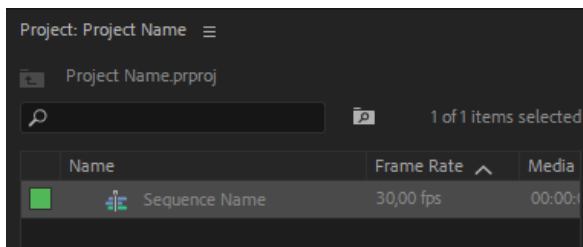


2.3 In the appeared window Select “Local Drive” in “Destination” field, set the place of export by clicking on “Browse” button and click “OK”.

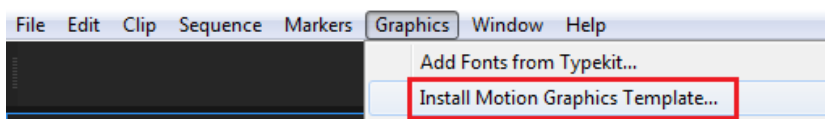


3. Import project to Premiere Pro.

3.1 Open Premiere Pro and create new Sequence.

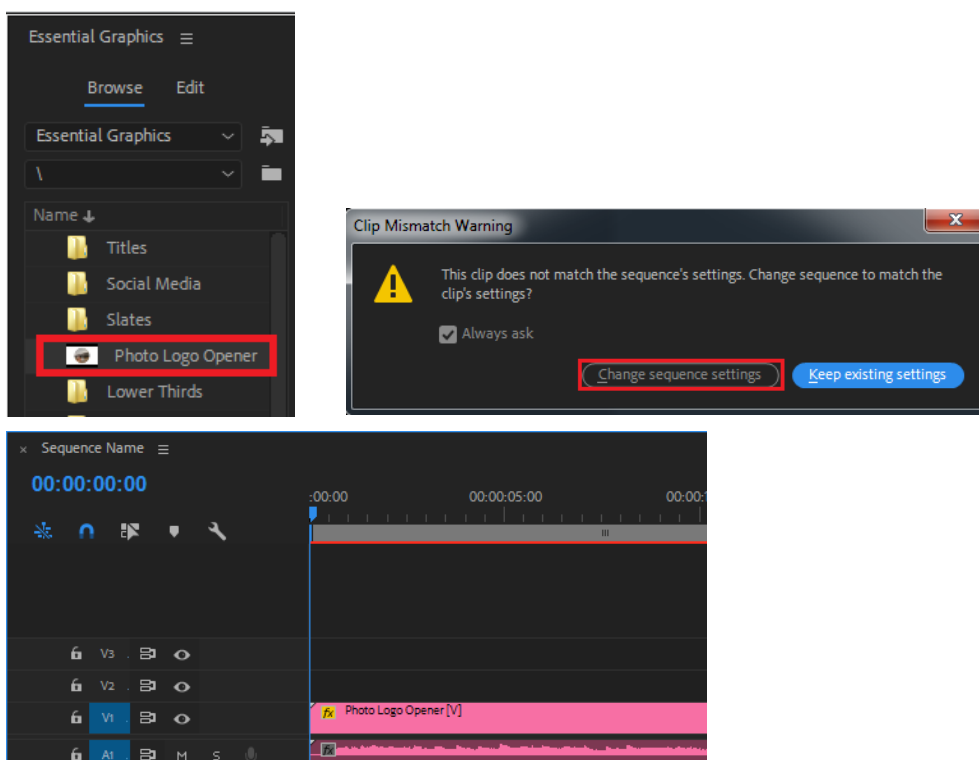


3.2 Install exported from AE Motion Graphics Template.



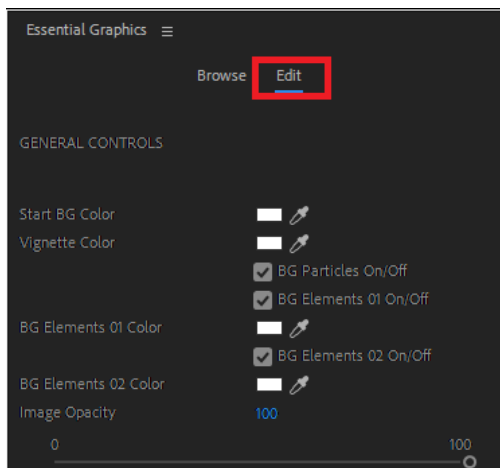
3.3 Open “Essential Graphics” panel from “Window” tab.

3.4 Find and drag Motion Graphics Template to the timeline of created Sequence. Select “Change sequence settings” in the warning panel.



4. Edit settings and render the project.

4.1 Select project on timeline and go to “Edit” tab on “Essential Graphics” panel.



4.2 Edit text, colors and other settings on this panel.

4.3 Add your music to the project on timeline.

4.4 Render final result!

Soundtrack you can find here: <https://audiojungle.net/item/inspirational-corporate-ident-21/12166407>

Fonts used in project: <https://www.fontsquirrel.com/fonts/oswald>, <https://www.fontsquirrel.com/fonts/nexa>

If you have any questions - please, contact me via my personal page.

Please rate this item if you like it by follow this link: <https://videohive.net/downloads>

My [Exclusive](#) and [Non-Exclusive](#) Portfolio

Ruslan Gafeev aka AfeeMotion